



St. Albans School
Sector 15, Faridabad
2023-24
Grade I
Holidays Homework



Summer Holidays are a great time to learn new things. It is time to have fun, create and invent.

Please take note of the following suggestions:

- Encourage your child to converse in English.
- Encourage them to read English Newspaper.
- Encourage your child to watch informative programmes on television.
- Encourage your child to draw, colour, cut and paste. This improves their creativity.
- Help them revise all the concepts done so far.
- Spend some quality time with your kids. Have at least one time meal with them. Play one indoor or outdoor game with them. Take them to the park and share your childhood experiences with them.
- Encourage your child to cultivate the reading habit. Get them books of their choice to read.
- Submit the compiled holidays H.W in a folder on **03.07.23**

St. Albans School
Sector-15, Faridabad
Class- I Session 2023-24
Subject – English
Holiday Homework

Name _____

Section _____

1. Read and learn the stories:

Story: A Lion and A Mouse

Once upon a time, there was a lion and a mouse. One day the lion was sleeping. The mouse started playing on him. The lion woke up. He caught up the mouse and was going to kill him. The mouse requested for forgiveness. The lion let him free. After few days the lion was caught in a net. The mouse cut open the net with his sharp teeth. The lion became free and thanked the mouse.

Moral: Do good have good.

Story: The thirsty crow

Once a crow was feeling very thirsty. He found a pot with very little water. He put some pebbles(stones) in the pot. The water came up. The crow drank the water and flew away.

Moral: “Where there is a will there is a way”.

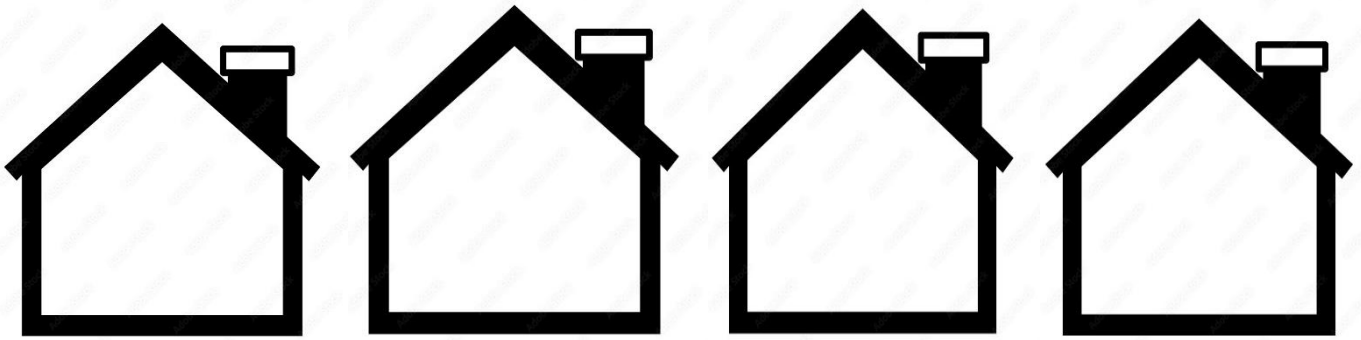
2. Underline common nouns and circle proper nouns in the following sentences:

- a) Ravi is going to London.
- b) He has six cats.
- c) I have a dog whose name is Bruno.
- d) I live in Faridabad.
- e) I study in St. Albans School.

3. Fill in the blanks with is/am/are:

- a) You _____ beautiful.
- b) He _____ happy.
- c) I _____ late for school.
- d) She _____ taller than me.
- e) These _____ my pens.

4. Write the names of five places, people, animals and things from your society/surroundings.




Place

Person


Animal



Things



5. Complete the sentences with This/That/These/Those:

a)  ← _____ is a computer game.

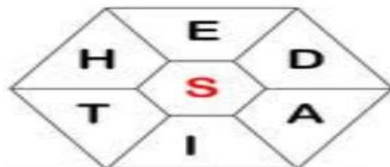
b) _____ are trucks  

c)  ← _____ are cups

d) _____ is my bag-  

e) _____ are my books  

6. Make new words by combining the letters given in the below pictures:



--	--	--

--	--	--

--	--	--

--	--	--

7. Learn poem Ch-4 Ding Dong from English book.

E.V.S Holiday Homework

Name _____

Section _____

SELF INTRODUCTION PERFORMA

- My full name is _____.
- My father's name is _____.
- His mobile number is _____.
- My mother's name is _____.
- Her mobile number is _____.

I. Read the passage carefully and answer the questions given below:



Family picnics are the best ways to spend happy time with our family members. We often go to the zoo, gardens, or farmhouse. My mother and grandmother cook tasty food and snacks for the picnic. My father gets sweets and candies for all of us. We all play badminton, hide, and seek and antakshari and then have lunch together. We have a day full of fun and laughter.

Q1. Where do the family members often go for the picnic?

Ans. _____

Q2. Who makes tasty food for the picnic?

Ans. _____

Q3. Who brings sweets for the picnic?

Ans. _____

Q4. Name two games played by the family members at the picnic.

Ans. _____

Q5. Fill the basket with the fruits and toys you would like to carry with you to the picnic.



II. Directions: Read the sentences below. Fill in the blanks with body words. Some words may be used in more than one sentence. Some words will not be used.

1. I smelled the sweetest scent with my _____.
2. He put the berry in his _____ to taste it.
3. My _____ were tired after running all day.
4. Mom dipped her _____ into the cool water.
5. The class clapped their _____ at the end.
6. I opened my _____ to watch the movie.
7. Our _____ helps us to think.
8. Our _____ help us to hold things.

III. World Environment Day Activity

Let's nurture the nature so that we can have a better future. Hurray! It is time to celebrate the World Environment Day on June 5th. Even a small change can make a huge difference to our world. Are you up for the change challenge? Let's colour the given picture and make this world a beautiful place to live in and protect our environment by following the three R's – Reduce, Reuse and Recycle

IV. Color the picture given below on account of world environment day.

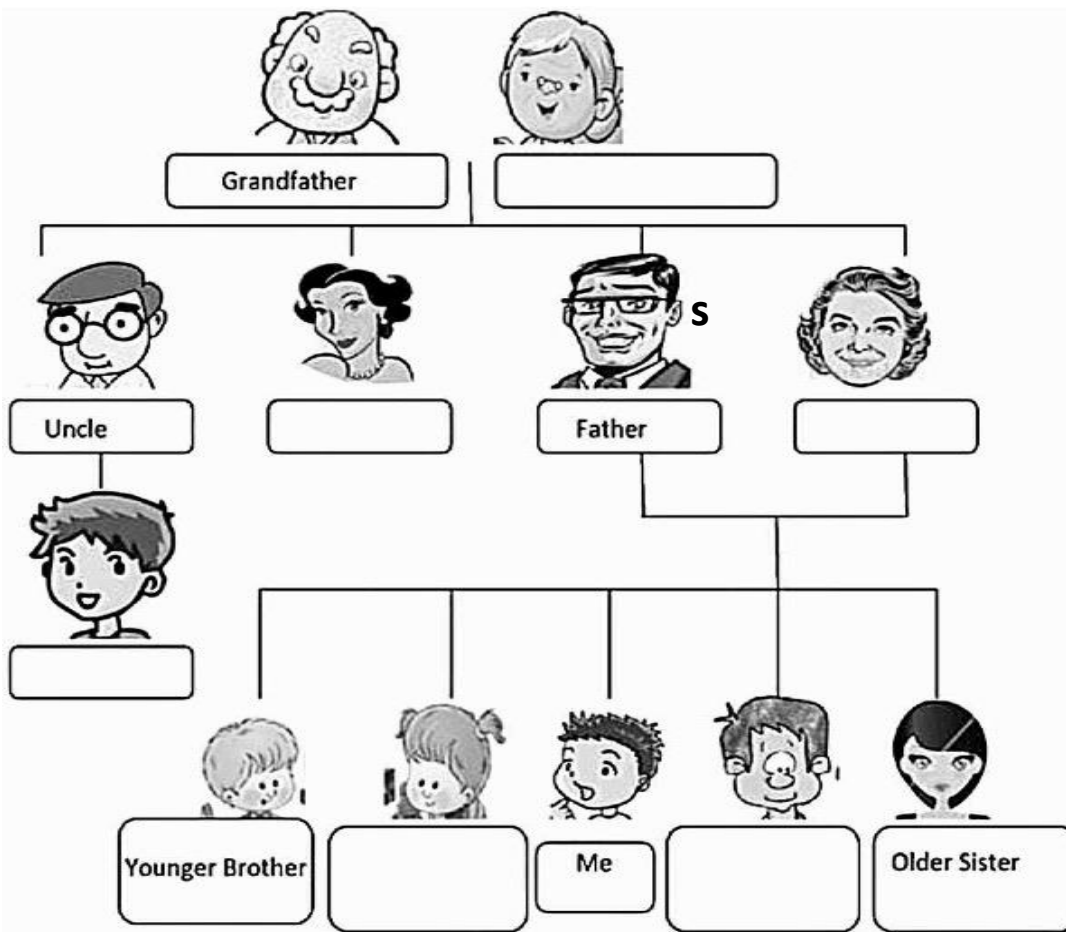


V. Write two ways by which you will make our Mother Earth more beautiful.






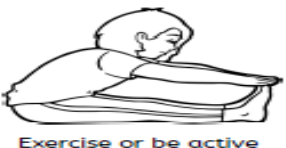
a) _____

b) _____

VI. Fill in the boxes with correct answers to complete the family tree.



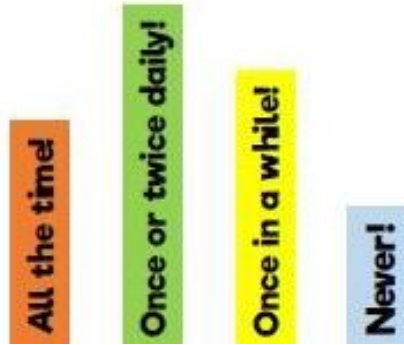
PROJECT: Health and Hygiene

 <p>Shower or bathe every day.</p>	 <p>Brush your teeth after every meal.</p>
 <p>Wash your hands.</p>	 <p>Eat healthful foods.</p>
 <p>Get enough sleep.</p>	 <p>Exercise or be active every day.</p>

HYGIENE – HOW OFTEN?



PLACE A CHECKMARK UNDER HOW OFTEN YOU THINK YOU SHOULD COMPLETE EACH OF THE HYGIENE TASKS ON THE LIST!



1	Brushing your teeth twice a day				
2	Taking bath daily				
3	Washing your hands when they are dirty				
4	Covering your mouth while coughing				
5	Wearing stinky shoes				
6	Washing your hair and keeping them neat				
7	Biting off and chewing your fingernails				
8	Wearing dirty and smelly clothes				
9	Eating healthy food				
10	Segregation of waste				

My parents and teacher ensure that I should follow these good habits, but I wonder why they are important. Let's think and find out the reason to answer the questions given below.

Self-Assessment

Q 1) What will happen if I don't brush my teeth twice a day?

Q2) I like to play video games and avoid physical activity. What will happen if I continue this habit?

Q3) I like to eat pizza and burgers, but I feel tired easily. Is this the healthy food for me?

Q4) I have the habit of biting my nails. What will happen if I don't stop this habit?

Q5) What will happen if I don't cover my mouth while sneezing and coughing?

Maths Holiday Homework

Name _____

Section _____

1. Skip count by 2:

a) 2, ____, ____, 8, ____, ____.

b) 16, ____, ____, ____, 24, ____.

c) 48, ____, ____, ____, 56, ____, ____.

d) 90, ____, ____, ____, 98, ____.

2. How many times 0 is written when you write all the numbers from 1 to 100?

a) 9 b) 10 c) 11 d) None of the above

3. Which of the following options is correct? Put a tick in a box.

- a) 78 \longrightarrow Its one's place digit is 8.
- b) 24 \longrightarrow Its tens place digit is 4.
- c) 50 \longrightarrow Its one's place digit is 5.
- d) 8 \longrightarrow Its tens place digit is 8.

4. Write the number names of the following:


a) One more than 18 is _____.

b) One less than 46 is _____.

c) One more than 79 is _____.

d) One less than 91 is _____.

Q - See the picture below and fill in the blanks



My hat has:

_____ circles

_____ rectangles

_____ squares

_____ triangles

My face has:

_____ circles

_____ triangles

_____ squares

My arms are:

My body is a:

My legs are:

My feet are:

Greater and Smaller

Draw circles for each number to find out which number is greater in each group. Colour the circles drawn for greater number.

9	
5	
6	
7	

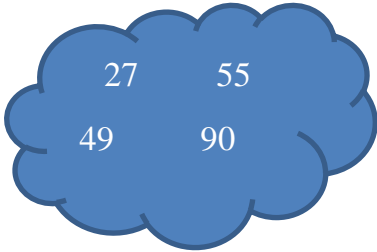
Draw stars for each number to find out which number is smallest in each group. Colour the stars drawn for smaller number.

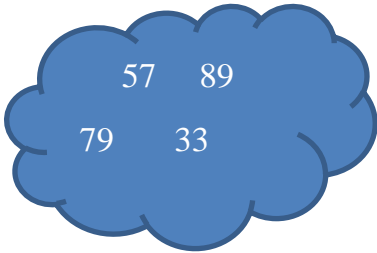
2	
8	

4	
10	

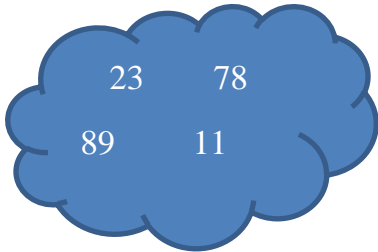
Ascending and Descending


Q. Arrange the numbers in ascending order.





Q. Arrange the numbers in descending order.





Backward Counting

100			97						91
	89					84			
		78						72	
				65					
		58							51
	49					44			
40								32	
			37			34			
	29				25				21
			7				3		

Colour the squares showing 9 tens 1 one in blue.

Colour the squares showing 4 tens 8 ones in orange.

Colour the squares showing 2 tens 5 ones in yellow.

Colour the squares showing 5 tens in green.

Colour the squares showing 7 tens 3 ones in red.

Colour the squares showing 0 tens 7 ones in pink.

Q. Create a colourful picture by combining different shapes on A4 size sheet. The pictures can be a scenery, robot, animal etc.

Sample picture



CLASS I - MATH PROJECT

Students need to make the projects mentioned below according to their sections. The links are attached for your reference.

DOLPHIN – Ganit mala (<https://www.youtube.com/watch?v=YOHYzXTE1BQ%5C>)

FLAMINGO – Flash cards

Students have to make flash cards from number 0-9 and 10, 20, 30, 40, 50, 60, 70, 80, 90. Size of the flash cards should be 5cm X 10cm.

(<https://www.youtube.com/watch?v=D7HikhV2u2I>)

OCTOPUS – ABACUS

(<https://www.youtube.com/watch?v=PNqLY1YPog4>)

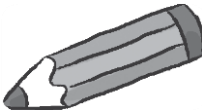
Computer Holidays H.W

Name: _____

Section: _____

Note: Kindly take printout of this worksheet, solve and submit to your computer teacher as per the time table.

Q1. Write 'N' for Natural things and 'M' for Man-made things.



Q2. Fill in the blanks using words given below:

1. Machines are _____ things.
2. A computer never gets _____.
3. Machines also _____ our time.
4. Machines make our work _____.

tired, cars, man-made, saves,
easier

Q3. Write True and False:

1. Machines cannot be used in daily life.
2. A computer can work on its own.
3. Computer cannot do calculations.
4. A refrigerator keeps our food fresh.
5. A computer never makes mistakes.

Q4. Answer in one word:

1. Name a machine that can do sums to learn math.
2. Name a machine that can be used for travelling.
3. Name a machine that runs on electricity.
4. Name a machine that is used to make our room cool.

Q5. The things/work we can do on computer:

a . Match the pictures with the correct word:



- | | | | | | |
|-----------------|------------------|--------------|---------------|------------|------------|
| Listen to music | Send and Receive | Watch movies | Draw Pictures | Play games | Solve sums |
|-----------------|------------------|--------------|---------------|------------|------------|

Q6. Match the pictures of steps with steps of turning ON the computer.



Step 1-

a) Turn on CPU.



Step 2-

b) Lock screen appears.



Step 3-

c) Turn on Monitor



Step 4-

d) Turn on UPS.



Step 5-

e) Desktop screen appears.













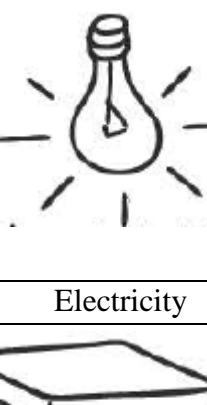
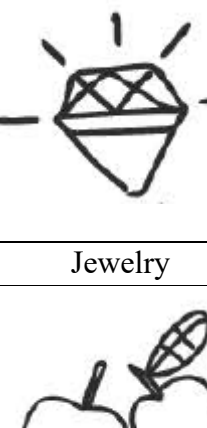




Step 6-

f) Turn on the electric power switch.


Q7. How are natural resources used?

a. Match the natural resources on the left to the things we get from them.


		
Trees	Minerals	Electricity
		
Water	Energy	Furniture
		
Mountains	Wood	Jewelry
		
Soils	Wool/Leather	Food
		
Wind	Energy	Clothes



Animals



Crop Planting



Electricity

Q8. Answer the following questions:

1. What is computer?

2. What are machines?

3. Who is the father of computer?

Q9. Draw any two natural and man- made things:

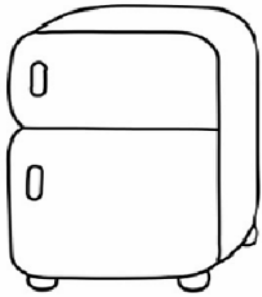
a) Natural Things



b) Man – Made things

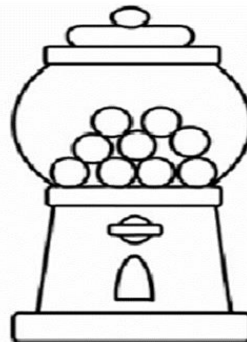



Q10. Colour these machines and name them:













St. Albans School
Sector 15, Faridabad
Session:2023-24
Class - I
Subject- Sports

Encourage your ward to exercise every day, you can help them to be active, strong, maintain a healthy weight and help prevent various diseases.

Here are few ways that can be followed by your ward to remain active throughout the day:

1. Wake up early morning
2. Go for morning walk every day
3. Do yoga every day
4. Do Surya Namaskar daily
5. Play indoor games
6. Keep your body well hydrated.

गीष्मावकाश गृहकार्य

कक्षा – पहली

- 1 अपने संवेदी अंगों (नाक, कान, त्वचा, नयन, जीभ) का चित्र बनाकर नाम भी लिखें ।
- 2 अपनी हिंदी की पाठ्य पुस्तक के पृष्ठ 7 को करें ।
- 3 दी गई अभ्यास पत्रिका को करें ।
- 4 अपनी दादी नानी से नैतिक मूल्यों पर आधारित कहानियाँ सुनें । कक्षा में सुनी जाएँगी ।
- 5 इ, ई की मात्रा से संबंधित दिए गए पृष्ठों का पठन करें ।

शनिवार का दिन था।

रवि, शिखा, निशा और अनिल
पिकनिक पर गए।

आम का घना बाग था।

आग जलाकर चाय बनाई।

शिखा गिटार उठा लाई।

अनिल गिटार बजा रहा था।

रवि चित्र बना रहा था।

एक हिरन दिखाई दिया।

हिरन, हिरन। वह रहा हिरन।

अचानक रिमझिम बरखा आ गई।

सब घर वापस आ गए।



पिता जी एक किताब लाए। चित्र वाली कहानी की किताब थी। मीना किताब उठाकर बाहर चली गई।

मीना कहानी पढ़ रही थी— एक लड़की थी। वह बड़ी नटखट थी। एक दिन वह लड़की तितली पकड़ना चाह रही थी। नीली, पीली, हरी तितली।



तितली हाथ न आती थी। वह उड़ कर कली पर चली जाती। फिर एक और कली पर। इस तरह वह उड़ती जाती थी। लड़की थक गई। वह तितली पकड़ न सकी।



पिता जी, पिता जी, तितली बच गई — कहती हुई मीना भीतर भागी।



सेंट एलबंस स्कूल
अभ्यास पत्रिका
सत्र 2023-24
विषय - हिन्दी
कक्षा - पहली

नाम _____ विभाग _____ अनुक्रमांक _____ तिथि _____

प्रश्न 1) नीचे दिए गए चित्रों में रंग भरकर दो-दो वाक्य लिखो -

